




Sartorius LA Reference
The uncompromising
lab balances

Proficiency, no hype!

Get what's really important.

Proficiency is the ability to be so advanced in skill that you know how to tell what is important from what is unimportant, with an unerring eye for recognizing the few, but decisive facts and for basing your decision on these.

For all those of you who do not let yourselves get sidetracked by trivial trends in your quest for uncompromising quality, Sartorius now offers a lab balance designed to match your requirements, without any compromises: The LA Reference. Everything about this balance is made to measure up to a single standard: to be the reference in all three R's that are of fundamental importance for measuring and test equipment used in regulated industries and in quality management systems: reliability, ruggedness and resolution. The new LA Reference from Sartorius gives you peace of mind and confidence knowing that you can rely on the best when the chips are down.



The new LA Reference – Lab balances of the reference class

Display and control unit can be set up separately for remote control; provides unlimited flexibility for use in "out-of-the-ordinary" applications, such as below-balance weighing


Three-year warranty; can optionally be extended for up to a total of five years

Standard USB adapter cable for fast and convenient connection to a desktop computer or a laptop

Bright, high-contrast display for easy and error-free reading of the results, even at unfavorable viewing angles and under poor lighting conditions

Plain-text prompts for simple operator guidance, the prerequisite for fast and error-free selection of all functions needed





Large draft shield chamber; provides extra room even for tall containers and more space for placing samples next to the pan to acclimatize them to the interior temperature

Pan and weighing chamber base plate made of high-grade stainless steel; chemically compatible and easy to clean



Fully automatic calibration and adjustment function, isoCAL, with memory for up to 50 ISO | GLP- compliant calibration and adjustment records

Alternative: input capability for up to 3 calibration/adjustment times

User-definable external calibration weight value

Resilient keypad overlay featuring high chemical resistance

Wide range of standard equipment and features; built-in application software for nearly any lab weighing application



Reliability

Sartorius lab balances have earned an excellent reputation the world over for their performance and operating reliability. In the new LA Reference as well, this reliability is not only based on its technological advantages, but also on its operating design. The interaction between the display, eye, control panel and hand determines how proficiently an application is run. The more complex the operating sequence, the higher the error rate. Not so with the LA Reference. It focuses on what is really important for efficient work sequences: user-friendly keys with positive click action, a clearly structured user interface with understandable prompts in a choice of languages, and an outstandingly easy-to-read display featuring optimized contrast.


Ruggedness

You can actually "feel" the quality. Right at the first touch, you can tell that the LA Reference offers exceptional ruggedness that sets this balance apart from the rest. A sturdy, yet sleek metal housing, a robotically etched monolithic weigh cell extremely resistant to interference and a high-grade keypad overlay give the balance the resilience it needs to stand up to tough daily use. Every last detail is meticulously designed with this in mind. Take the coated keys, for example. They make even deep scratches disappear after a short time, almost as if by magic.



Resolution

The resolution of the balance is noticeably high. What do the controllers of a high-performance amplifier, the lens of a professional camera and the control unit of an LA Reference have in common? The spontaneous feel of quality and precision, which only in this form can deliver results that are reference standards by nature. The stability and consistent repeatability of the weight readouts displayed by the LA Reference are outstanding. In fact, the LA Reference offers the user the same unique precision that characterizes its own manufacturing process to ensure perfect results, every time, all the time. In particular, the proprietary monolithic weigh cell manufactured by Sartorius sets technological and metrological benchmarks.



Design 1



Design 2



Design 3



Design 4



Design 5

Specifications

Model	Read-ability (mg)	Weighing capacity (g)	Pan size (mm)	Response time (average) (≤ s)	Repeat-ability (≤ ± mg)	Linearity (≤ ± mg)	Design
Analytical balances							
LA120S*	0.1	120	∅ 90	2	0.1	0.2	1
LA230S*	0.1	230	∅ 90	2	0.1	0.2	1
LA230P*	0.1 0.2 0.5	60 120 230	∅ 90	2	0.1 0.2 0.5	0.2 0.2 0.5	1
LA310S*	0.1	310	∅ 90	2	0.2	0.3	1
LA130S-F	0.1	150	208×264	4	0.2	0.2	5
Precision balances							
LA1200S*	1	1,200	∅ 130	1.5	1	2	2
LA620S*	1	620	∅ 130	1.5	1	2	2
LA220S*	1	220	∅ 130	1.5	1	2	2
LA2000P	1 10	1010 2000	∅ 130	1.5	1 10	2 10	2
LA620P*	1 2 5	120 240 620	∅ 130	1.5	1 1 3	2 2 5	2
LA5200D	1 10	1010 5200	∅ 130	2.5	1 10	2 10	2
LA3200D	1 10	1,000 3,200	∅ 130	1.5	1 10	2 10	2
LA8200S*	10	8,200	216×200	2	10	20	3
LA6200S*	10	6,200	216×200	1.5	10	20	3
LA4200S*	10	4,200	216×200	1.5	10	20	3
LA2200S*	10	2,200	216×200	1.5	10	20	3
LA820*	10	820	216×200	1.5	10	10	3
LA420	10	420	216×200	1.5	10	10	3
LA2200P*	10 20 50	400 800 2,200	216×200	1.5	10 20 30	20 20 50	3
LA5200P*	10 20 50 100	1,200 2,400 3,800 5,200	216×200	1.5	10 20 50 50	20 20 50 100	3
LA8200P*	10 20 50	2,000 4,000 8,200	216×200	2	10 10 30	20 20 50	3
LA64001S	100	64,000	400×300	1.5	100	500	4
LA34001S*	100	34,000	400×300	1.5	100	200	4
LA16001S*	100	16,000	400×300	1.5	100	200	4
LA12000S*	100	12,000	216×200	1	50	100	3
LA6200*	100	6,200	216×200	1	50	100	3
LA4200	100	4,200	216×200	1	50	100	3
LA2200*	100	2,200	216×200	1	50	100	3
LA34001P*	100 200 500	8,000 16,000 34,000	400×300	1.5	50 100 100	200 200 500	4
LA12000P*	100 200 500	3,000 6,000 12,000	216×200	1	100 100 300	100 200 500	3
LA34000*	1,000	34,000	400×300	1	500	500	4

* These models can also be supplied in versions already verified at the factory.

To find out more about the extensive range of accessories for the Sartorius LA Reference, please contact us or visit our website www.sartorius.com

C&M SCALE
 Website: www.cmscale.com
 Email: support@cmscale.com

Toll Free: (800) 243-3721
 In Chicago: (708) 771-0195
 Fax: (708) 771-0195