



Weighing Technology

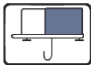
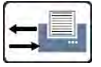
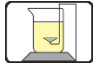
A Higher Level of Precision...A Higher Level of Performance

PH

SERIES

Intell-Lab™ High Capacity Top Loading Balance

- ✓ User Friendly Menu
- ✓ Large, Easy to Read Backlit LCD Display
- ✓ RS 232 Configurable Interface
- ✓ Below Balance Weighing
- ✓ In-use Dust Cover



Manufactured for Intelligent Weighing Technology, Inc. in an ISO 9001 certified facility

PH SERIES

Intell-Lab™ High Capacity Toploading Balance

Model	PH-12001	PH-16001	PH-20001	PH-32001
Capacity	12,000 g	16,000 g	20,000 g	32,000 g
Readability	0.1 g			
Recommended Minimum Load	2 g			
Linearity	±0.2 g			
Repeatability (Std. Dev.)	0.2 g			
Stabilization Time	3 seconds			
Sensitivity Drift	±6ppm / °C (+10°C to + 30°C)			
Weighing Units	g, ct, oz, ct, dwt, ozt, GN, taels (HK, Singapore, R.O.C.), mommes			
Functions	Parts counting, below balance weighing, density (as an option, note: counting is disabled)			
Tare Range	To capacity by subtraction			
Power Source	110 VAC / 9 VDC adapter			
Construction	Fabricated steel housing, stainless steel platform			
Display	Large, easy to read backlit LCD display			
Pan Size	12.6 x 8.3 inches / 320 x 211 mm			
Dimensions (W x D x H)	12.8 x 11.6 x 3.7 inches / 325 x 295 x 95 mm			
Operating Environment	+41°F to +95°F / +5°C to +35°C			
Connectivity	RS 232 bi-directional, configurable			
Net Weight	16 lb / 7.3 kg			
Shipping Weight	22 lb / 10 kg			
Options	Printer, Density Software (must be specified with order - note: counting feature is disabled)			

Features	Benefits
Easy to use keyboard arrangements and menu	Makes training and operation simple, reducing mistakes
Alpha-numeric display	Easy to understand menu navigation
Tactile keypad	Positive feedback allows for precise entry of information
Waterproof keypad	Protects against damage to electronic components
Adjustable environmental filter settings (5 levels)	Can adjust balance response to differing environmental conditions for more controlled results
Multiple weighing units (11)	Allows flexibility of weighing across many disciplines
Parts counting function	Allows accurate counting of components and small parts. (can be enables/disabled)
RS 232 bi-directional serial interface – user selectable for printer or computer	Allows communication with peripheral data collection and printing instructions
Selectable Baud rate	Allows connection do different data collection devices
One key calibration function	Calibration is simple, ensuring that the balance will be calibrated often during use
Auto zero can be enabled/disabled	Applications such as evaporation can be accommodated
100% subtractive tare	Enables the weight of containers to be ignored
Large, bright backlit LCD display	Easy to read in all lighting conditions including bright sunlight
Adjustable feet / spirit level	The balance remains level for accurate results even on uneven working surfaces
Below balance weighing	Allows for easy weighing of bulky items
Density function (optional)	Allows for easy calculation of density



Intelligent Weighing Technology, Inc.
www.intelligentwt.com

Rev: PH 09/13